

# User Menu

Marstrix Social Story Generator

## Step1 : Sign Up, then login

### User Login / Signup

Username

Sam

Password

.....



Login

Don't have an account? Sign up

## Step2 : Select Language

(English, Traditional Chinese, Simplified Chinese)



Click here to open or  
close the setting bar

## Step 3 : Story Setting

**Write your child's name or any names** →

**Select Gender : Male / Female** →

**Select Age : 5 to 16** →

**Select Age of Language Level : <4 or 4-7 or >7** →

**Key in Child's Interest (Optional)** →

**Select Pages : 3-8** →

**Select Visual Style** →

**Story Settings**

Child's Name ?

Alex

Gender ?

Male ▼

Visual Style ?

East Asian ▼

Age

8

Age of Language Level ?

> 7 ▼

Child's Interest (optional) ?

Number of Pages

5

East Asian

Southeast Asian

South Asian

Middle Eastern / We...

Western / European

African / Afro-diaspora

Latin American


## Step 4 : Environment Setting


You can go customize or preset

### Customize

1) Click here




 **Environment Settings**


☐  Enter Custom Environment ?


Environment ?

School ▼

2) Type in the environment such as library, in a bus, cinema, etc



 **Environment Settings**


☒  Enter Custom Environment ?


Custom Environment ?

e.g., at the library, during recess...

### Preset

1) Select

 **Environment Settings**

☐  Enter Custom Environment ?

Environment ?

School

School

Home

Park

Store

Community

Therapy/Clinical

## Step 5 : Social Skills Selection

You can go customize or preset

### Customize

1) Click here




Social Skills Selection

☐ Enter Custom Social Skill ?

Category: ?

Communication & Conversation v

2) Type in the social skill such as asking for help, sharing toys, etc



Social Skills Selection

☒ Enter Custom Social Skill ?

Enter Custom Social Skill ?

e.g., asking for help politely, sharing toys with friends..

### Preset

Social Skills Selection

☐ Enter Custom Social Skill ?

Category: ?

Communication & Conversation v

Specific Social Skill ?

Saying please and thank you v

Selected: Communication & Conversation → Saying please and thank you

1) Select



2) Select



## Step 6 : Story Structure

Click here to  
generate **Text Story**



Generate Text Story

Click here to  
check history



Generate Media Story History



List My Media Stories

# Result for Text Story (Sample) : Standard Subscription

## Social Story Generator

🔥 Social story generated for Alex!

### Alex's Social Story: Saying please and thank you

Number of Pages

5

Age

8

Age of Language Level

> 7

🏠 Environment Settings

School

Category: Communication & Conversation → Saying please and thank you

#### ▼ Page 1

- Hello, I'm Alex. Today, I will learn about saying please and thank you.
- Using polite words helps me communicate kindly.

#### ▼ Page 2

- At school, when I ask for something, I can say 'Please may I have a pencil?'
- When I receive something, I can say 'Thank you.'

#### ▼ Page 3

- Polite words like 'please' and 'thank you' show I care about others' feelings.
- They make me and others feel happy and respected.

#### ▼ Page 4

- When I forget, it's okay. I can remember for next time.
- Practicing saying please and thank you helps me get better.

#### ▼ Page 5

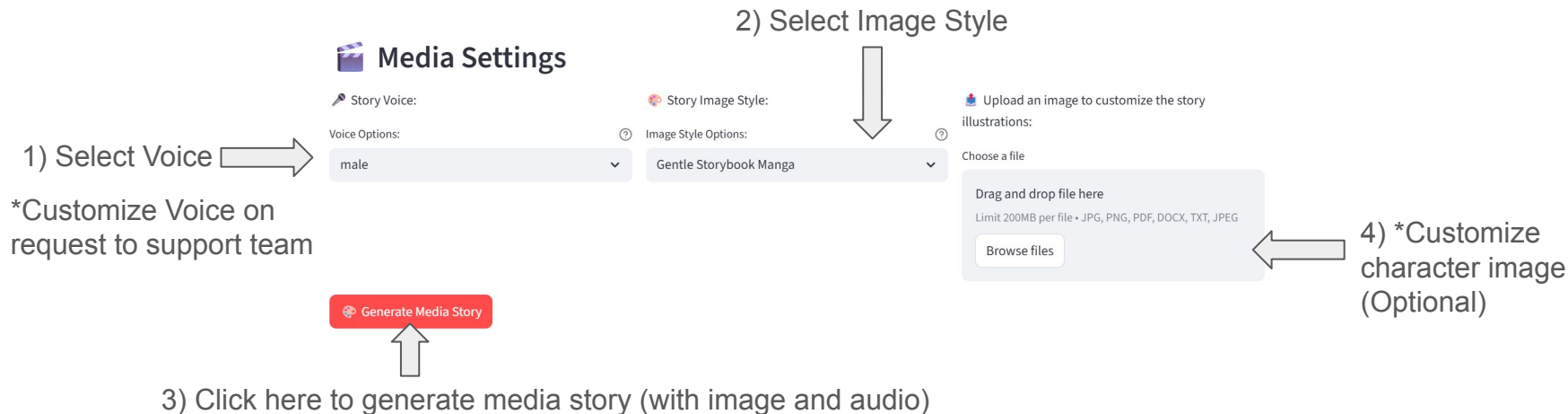
- Remembering to say please and thank you makes me a kind friend at school.
- I feel proud when I use polite words. Thank you for listening.

Info of your setting

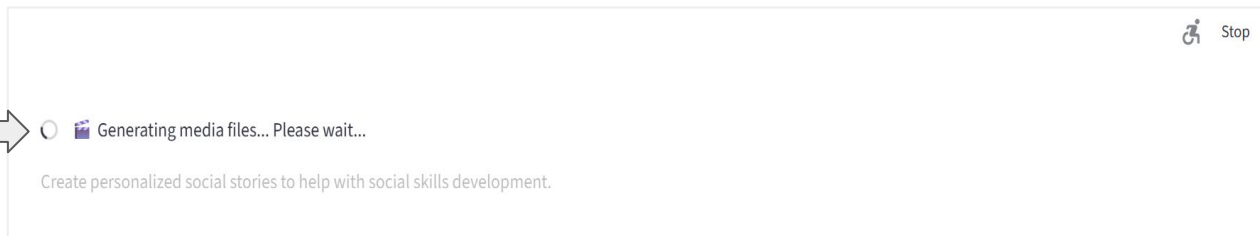
Social story for user  
reading & review



## Step for Media Story Setting (Sample) :



5) Usually take 2-5 mins for completion (depend on number of pages, network speed)




## Result for Media Story (Sample) :

✓ Interactive storybook generated successfully!



### Social Story Generator

Click here to view the  
new media result



[Sam's Social Story: Completing work before play](#)

>  User Menu




Click here for user menu

## Result for Media Story (Sample) :

### Susan's Social Story: Saying Please and Thank You

Page 1 of 5



Hello, my name is Susan. I like drawing and helping others. In school, I meet many friends and teachers. I can make them happy by saying please and thank you.

1st Page

«

<

>

»

⊕

Click for more function

Previous


Play

Next

Last Page

## Result for Media Story (Sample) :

**Susan's Social Story: Saying Please and Thank You**  
Page 1 of 5



Hello, my name is Susan. I like drawing and helping others. In school, I meet many friends and teachers. I can make them happy by saying please and thank you.

« < > » ☺

Change Background Color → ☺

↓ Download story (PDF)

↑ Edit images and texts

Record your reading ← 🔴

Adjust voice speed ← 🔊